

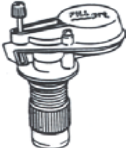













# W/C & Urinal Aecessories





## Ball Cocks-W1

|   | Referencia  | Tamaño  |  | Referencia   | Tamaño      |
|---|-------------|---|--|--------------|-------------|
| <b>Plastic Anti- Sifon BC</b><br>    | R-W1-09     |   | <b>Mansfield Brass Ballcock</b><br> | R-W1-08      |             |
| <b>Filpro BC</b><br>                 | R-W1-216    |   | <b>Toilet Tank Fill Valve</b><br>   | R-W1-612C-12 |             |
| <b>Fluidmaster BC</b><br>            | R-W1-200    |   | <b>Fluidmaster Repair Seal</b><br>  | R-W1-242F    |             |
|   | R-W1-400    |   |  | R-W1-242FB   |             |
| <b>Coast Mater BC Bulk</b><br>      | R-W1-12706B | 8*1/2   | <b>Coast Master Fill Valve</b><br> | R-W1-12706B  | 8*1/2       |
| <b>Hoover Style Plastic BC</b><br> | R-W1-ABH10  | <b>BC Repair Kit</b><br> | <b>Hoover-Line BC</b><br>         | R-W1-55014   | R-W1-910059 |

## Flush Valves-W2

|   | Referencia |  | Referencia |  | Referencia |
|---|------------|--|------------|--|------------|
| Coast Master Flush Valve<br> | R-W2-30056 | Plastic Flush Valve<br> | R-W2-HB20  | Flusher Fixer Kit<br> | R-W2-555C  |

## Urinal W/C Repair kits-W3

| Sloan Royal Flush Valve   |              |                 | Sloan Royal Kit  |               |        |
|---|--------------|-----------------|--|---------------|--------|
| Referencia  |              | Referencia      |  | Referencia    |        |
| R-W3-193 OO1  |              | R-W3-707 37     |  | R-W3-707 80   |        |
| R-W3-193 OO2  |              | R-W3-707 41w    |  | R-W3-707 80W  |        |
| R-W3-706 17W  |              | R-W3-707 42W    |  | R-W3-707 83W  |        |
| R-W3-706 19W  |              | R-W3-707 47     |  | R-W3-708 46   |        |
| R-W3-706 20W  |              | R-W3-707 70     |  | R-W3-708 65W  |        |
| R-W3-706 28W  |              | R-W3-707 76W    |  | R-W3-709 73   |        |
| R-W3-706 29W  |              | R-W3-707 78     |  | R-W3-725 26   |        |
| R-W3-706 30W  |              | R-W3-707 79W    |  | R-W3-725 48w  |        |
| R-W3-706 41W  |              | R-W3-36678      |  | R-W3-725 49W  |        |
| R-W3-706 43W  |              |                 |  | R-W3-726 39   |        |
| R-W3-706 63   |              |                 |  | R-W3-804 O2   |        |
| R-W3-706 67   |              |                 |  | R-W3-92-09530 |        |
| R-W3-707 19   |              |                 |  | R-W3-H600A    |        |
|   | Referencia   | Tamaño          |  | Referencia    | Tamaño |
| <b>Brass Spud</b><br>                  | R-W3-SP- 125 | 1-1/4" x 1-1/4" | <b>Self Closing Valve 1/2</b><br> | R-W3-AB1123   | 1/2"   |
|   | R-W3-SP- 155 | 1-1/2" x 1-1/2" |  |               |        |
|   | R-W3-SP- 175 | 1-3/4"          |  |               |        |
|   | R-W3-SP- 200 | 2"              |  |               |        |
|   | R-W3-SP- 250 | 2" x 2-1/2"     |  |               |        |
| <b>Self Closing Urinal Flush V</b><br> | R-W3-AB7615  |                 | <b>Urinal Elbow</b><br>           | R-W3-AB7319   |        |